


































INDUSTRIAL


SERIES: DRH/GDHPN

BRACKET: **HEAVY PRESSED STEEL**
 WHEEL: **POLYURETHANE ON NYLON CENTRE**
 BEARING: **BALL BEARING**



MEDIUM / HEAVY

	DRHPN SWIVEL									
	Model	Wheel Diameter								
	GOLD BRACKET 125GDH4PNBJ	125	50		135x110	105x80	12	55	166	340
	150GDH4PNBJ	150	50		135x110	105x80	12	55	194	430
	200GDH4PNBJ	200	50		135x110	105x80	12	55	239	500
	100DRH4PNBJ	100	38		105x85	80x60	9	39	128	250
	125DRH4PNBJ	125	38		105x85	80x60	9	44	152	280
	DRHPN FIXED									
	GOLD BRACKET 125GDH8PNBJ	125	50		135x110	105x80	12		166	340
	150GDH8PNBJ	150	50		135x110	105x80	12		194	430
	200GDH8PNBJ	200	50		135x110	105x80	12		239	500
	100DRH8PNBJ	100	38		105x85	80x60	9		128	250
125DRH8PNBJ	125	38		105x85	80x60	9		152	280	
	DRHPN BRAKED									
	GOLD BRACKET 125GDH4PNBJSWB	125	50		135x110	105x80	12	55	166	340
	150GDH4PNBJSWB	150	50		135x110	105x80	12	55	194	430
	200GDH4PNBJSWB	200	50		135x110	105x80	12	55	239	500
	100DRH4PNBJSWB	100	38		105x85	80x60	9	39	128	250
125DRH4PNBJSWB	125	38		105x85	80x60	9	44	152	280	
	DRHPN BOLT HOLE									
	100DRHBH12PNBJ	100	38				12.1	39	128	250
	125DRHBH12PNBJ	125	38				12.1	44	152	280
	DRHPN BOLT HOLE BRAKED									
	100DRHBH12PNBJSWB	100	38				12.1	39	128	250
	125DRHBH12PNBJSWB	125	38				12.1	44	152	280



Only Gold swivel castors.